











Creative Shelving Solutions



Regular Twin Slot Traditional Shelving by elfa [®]	490	
Regular Twin Slot Brackets & Accessories	491-493	
Regular Twin Book Supports and Shelf Ends	494	
Hang System Top Track and Hang Standards / Uprights	495	
Ventilated Shelving for Hang System	496-497	
elfa [®] Drawer System	498	
elfa [®] décor	501	
elfa [®] Cleaning Set	502	

Creative Shelving Solutions

elfa® twin slot shelving originates from the first patent for twin slot systems by Sparring in 1947. Since then design, function and flexibility have been guidelines when developing new systems and products. The twin slot system has stood the test of time and is still one of the best ways to utilise wall space for storage. It works well both in domestic and commercial environments.

Designed and manufactured by Scandinavia's leading producer of storage solutions – the elfa® range features a traditional double-slot system, a new hanging system and drawer systems.

Built to exacting standards, using high grade steel for unwavering strength and support, the system feature an epoxy polyester finish that will not peel, fade or collect dust like many other types of material.

Please find more detailed information regarding products, installation guidelines, product news etc. on www.elfa.com



Housing projects

- Bedrooms
- Living rooms
- Hallways
- Home office
- Garages
- Sheds and outhouses

In the workplace

Offices & Factories

- Anywhere in the office
- Libraries, records and archives
- Stores
- Laboratories

In public buildings

Hospitals

- Wards
- Storage rooms
- Laboratories
- Laundry rooms

Schools & Universities

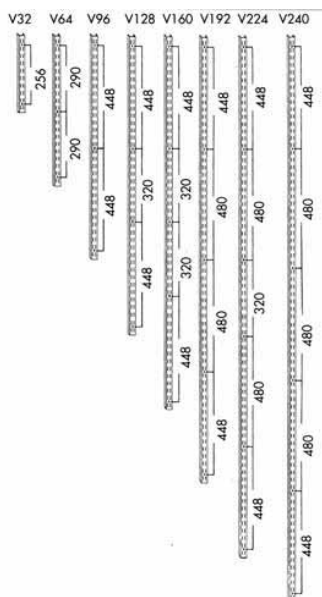
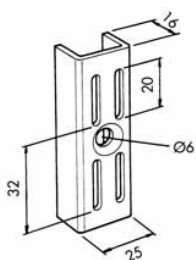
- Libraries, records and archives
- Classrooms



Creative Shelving

Creative Shelving

Regular Twin Slot Traditional Shelving by elfa®



Traditional Standards / Uprights

features

- The elfa® Twin Slot System features the traditional shelving uprights which are screwed to the wall and available in 8 lengths from 316 mm to 2396 mm.
- The uprights are complemented with 9 different sizes of support brackets which are suitable for use with both melamine and veneered shelves.
- Both standards and brackets are available in White and Platinum
- Bookends and fixing kits are available
- Ventilated shelf brackets and shelves can be used in conjunction with twin slot standards

construction

- Made in eight standard lengths of 2 mm cold-rolled steel. Double slot holes with 32 mm spacing. Countersunk screw holes.


ID NO	PRODUCT REF	DESCRIPTION	FINISH
87100157	EL-400310-WH	V32 316mm upright (2 screw holes)	White
87100165	EL-400380-PT	V32 316mm upright (2 screw holes)	Platinum
87100158	EL-400610-WH	V64 636mm upright (3 screw holes)	White
87100166	EL-400680-PT	V64 636mm upright (3 screw holes)	Platinum
87100159	EL-400910-WH	V96 956mm upright (3 screw holes)	White
87100167	EL-400980-PT	V96 956mm upright (3 screw holes)	Platinum
87100160	EL-401210-WH	V128 1276mm upright (4 screw holes)	White
87100168	EL-401280-PT	V128 1276mm upright (4 screw holes)	Platinum
87100161	EL-401610-WH	V160 1596mm upright (5 screw holes)	White
87100169	EL-401680-PT	V160 1596mm upright (5 screw holes)	Platinum
87100162	EL-401910-WH	V192 1916mm upright (5 screw holes)	White
87100170	EL-401980-PT	V192 1916mm upright (5 screw holes)	Platinum
87100163	EL-402210-WH	V224 2236mm upright (6 screw holes)	White
87100171	EL-402280-PT	V224 2236mm upright (6 screw holes)	Platinum
87100164	EL-402410-WH	V240 2396mm upright (6 screw holes)	White
87100172	EL-402480-PT	V240 2396mm upright (6 screw holes)	Platinum

Regular Twin Slot Brackets & Accessories

Bracket for Solid Shelving

features

- Recommended max. load kg/bracket: 55kg
- Used for melamine, wooden and veneered shelves



ID NO	PRODUCT REF	DESCRIPTION	FINISH
87100173	EL-411210-WH	120mm bracket	White
87100181	EL-411280-PT	120mm bracket	Platinum
87100174	EL-411710-WH	170mm bracket	White
87100182	EL-411780-PT	170mm bracket	Platinum
87100175	EL-412210-WH	220mm bracket	White
87100183	EL-412280-PT	220mm bracket	Platinum
87100176	EL-412710-WH	270mm bracket	White
87100184	EL-412780-PT	270mm bracket	Platinum
87100177	EL-413210-WH	320mm bracket	White
87100185	EL-413280-PT	320mm bracket	Platinum
87100178	EL-413710-WH	370mm bracket	White
87100186	EL-413780-PT	370mm bracket	Platinum
87100179	EL-414710-WH	470mm bracket	White
87100187	EL-414780-PT	470mm bracket	Platinum
87100180	EL-415710-WH	570mm bracket	White
87100188	EL-415780-PT	570mm bracket	Platinum
87107666	EL-416710-WH	670mm bracket	White

Slanting Bracket

features

- Angle 25°. Used for angled shelving, such as magazine displays and drafting/art desks.
- Recommended maximum load weight 40kg



ID NO	PRODUCT REF	DESCRIPTION	FINISH
87107668	EL-412810-WH	270mm slanting bracket	White
87107667	EL-412880-PT	270mm slanting bracket	Platinum

Regular Twin Slot Brackets & Accessories



Rod Bracket for Shelving

features

- Used for horizontal shelving. Holder with snap lock for rods \varnothing 25 mm. Recommended maximum load 30 kg at the bracket end.

ID NO	PRODUCT REF	DESCRIPTION	FINISH
87107665	EL-413010-WH	325mm rod bracket	White
87107664	EL-413080-PT	325mm rod bracket	Platinum



Double-Sided Shelf Joiner

features

- Used for joining two shelves/cabinets directly above a bracket.
- Secured with screws (included).

ID NO	PRODUCT REF	DESCRIPTION	FINISH
87107660	EL-470216-WH	Double sided shelf joiner 6 pack	White
87107659	EL-470248-GALV	Double sided shelf joiner 6 pack	Galvanised



Shelf Screws for Brackets

features

- 10 pieces of 3.5x38 mm shelf screws (TFX)
- 10 pieces of 3.5x51 mm shelf screws (TFX)

ID NO	PRODUCT REF	DESCRIPTION
87107661	EL-471496	10 pcs TFX 3.5x38 mm, and 10 pcs TFX 3.5x51 mm



Shelf Pins for Brackets

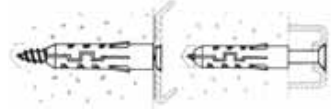
ID NO	PRODUCT REF	DESCRIPTION
87107682	EL-470316	Pack of 10 Shelf Pins

Regular Twin Slot Brackets & Accessories

Screws and Plugs

features

- For wood, concrete and brick walls.
- 4.8 x 64 mm with countersunk head.
- Plastic plugs.
- Refer to installation guidelines provided

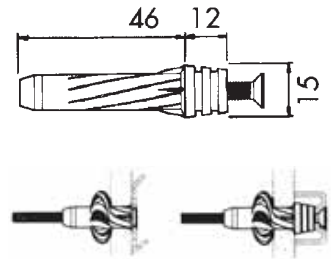


ID NO	PRODUCT REF	DESCRIPTION	FINISH
87100377	EL-470696	Pack of 10 Screws & Plugs	Zinc-plated

Hollow Wall Anchor

features

- For 3-17 mm plaster or particle board walls.
- Zinc-plated screw with countersunk head.
- Plastic anchor.
- The grey spacer is not used with the top track.
- Refer to installation guidelines provided

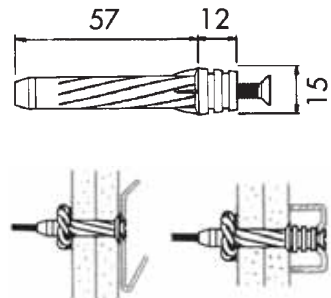


ID NO	PRODUCT REF	DESCRIPTION
87107662	EL-471596	Pack of 4 Wall Anchors

Plaster Anchor

features

- For 18-30 mm plaster or particle board walls.
- Zinc-plated screw with countersunk head.
- Plastic anchor.
- The grey spacer is not used with the top track.
- Refer to installation guidelines provided



ID NO	PRODUCT REF	DESCRIPTION
87107663	EL-471696	Pack of 4 Plaster Anchors

Creative Shelving

Regular Twin Book Supports and Shelf Ends



Bookend for Hang Standard

ID NO	PRODUCT REF	DESCRIPTION	FINISH
87100373	EL-465016-WH	1 pair of 200mm x 75 mm bookends	White
87100374	EL-465096-ZP	1 pair of 200mm x 75 mm bookends	Zinc-plated
87100375	EL-465110-WH	1 pair of 250mm x 75 mm bookends	White
87100376	EL-465190-ZP	1 pair of 250mm x 75 mm bookends	Zinc-plated



Book Support

features

- Manufactured from sheet metal
- Clamp along the front edge of shelving
- Max. thickness of shelving 20mm

ID NO	PRODUCT REF	DESCRIPTION	FINISH
87107669	EL-464816-WH	1 pair 200mm x155mm book supports	White



Shelf End

features

- Manufactured from sheet metal
- Screws on to wooden shelves and hooks into the standards
- Available in left-hand and right-hand versions
- Height 165 mm
- 5-pack

ID NO	PRODUCT REF	DESCRIPTION	FINISH
87107671	EL-466310-WH	250mm left shelf end	White
87107673	EL-466410-WH	250mm right shelf end	White
87107670	EL-466380-PT	250mm left shelf end	Platinum
87107672	EL-466480-PT	250mm right shelf end	Platinum
87107675	EL-466510-WH	300mm left shelf end	White
87107677	EL-466610-WH	300mm right shelf end	White
87107674	EL-466580-PT	300mm left shelf end	Platinum
87107676	EL-466680-PT	300mm right shelf end	Platinum
87107679	EL-466710-WH	400mm left shelf end	White
87107681	EL-466810-WH	400mm right shelf end	White
87107678	EL-466780-PT	400mm left shelf end	Platinum
87107680	EL-466880-PT	400mm right shelf end	Platinum

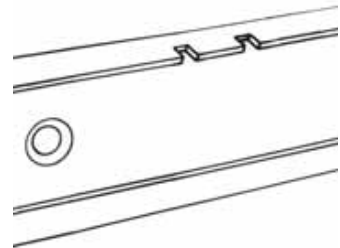
Hang System Top Track and Hang Standards / Uprights

Top Track Safety (elfa[®] BLS)

features

- The elfa[®] Hang System is simple to select and easy to fit. The only component that actually requires 'fixing' is the top track - once secured all other components simply snap on, enabling you to change the configuration of your system without having to re-drill and leave unsightly holes.
- Traditional twin slot brackets can also be used with the hang system standards allowing it to be fitted with solid shelves as an alternative to the specially designed elfa[®] ventilated shelves.
- Recommended when maximum versatility is required. Centre-to-centre distance between screw holes is 203 mm. The distance from outer edge to first screw hole is 102 mm. Countersunk screw holes. The top track has a built-in patented safety mechanism. Hang standards can not be removed from the top track other than from the particular slots in the top of the top track.

ID NO	PRODUCT REF	DESCRIPTION	FINISH
87107776	EL-420818-WH	813mm top track (4 screw holes)	White
87105804	EL-420848-PT	813mm top track (4 screw holes)	Platinum
87107777	EL-422118-WH	2031mm top track (10 screw holes)	White
87105806	EL-422148-PT	2031mm top track (10 screw holes)	Platinum

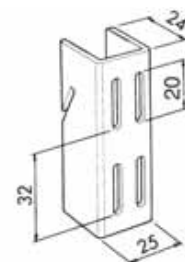


Hang Standards / Uprights

features

- Made of 2 mm cold-rolled steel. Double slot holes with 32 mm spacing.

ID NO	PRODUCT REF	DESCRIPTION	FINISH
87100384	EL-426310-WH	1210mm top track	White
87100386	EL-426380-PT	1210mm top track	Platinum
87100385	EL-426410-WH	2010mm top track	White
87100387	EL-426480-PT	2010mm top track	Platinum



Ventilated Shelving for Hang System



elfa® Ventilated Shelving

features

- Wire shelf manufactured with 2.5 mm and 6.0 mm transverse and longitudinal wires. Centre-to-centre, the transverse wire is 14 mm.
- Available in five standard lengths and three standard depths.
- If required, the shelf length can be shortened by end user.



ID NO	PRODUCT REF	DESCRIPTION	FINISH
87107780	EL-450210-WH	610 x 306mm ventilated shelf	White
87107781	EL-450280-PT	610 x 306mm ventilated shelf	Platinum
87107782	EL-450310-WH	610 x 406mm ventilated shelf	White
87105813	EL-450380-PT	610 x 406mm ventilated shelf	Platinum
87107783	EL-451818-WH	610 x 494mm ventilated shelf	White
87107784	EL-451848-PT	610 x 494mm ventilated shelf	Platinum



Shelf Basket

ID NO	PRODUCT REF	DESCRIPTION	FINISH
87107785	EL-457018-WH	610 x 337 x 96mm shelf basket	White
87107786	EL-457068-PT	610 x 337 x 96mm shelf basket	Platinum
87107787	EL-457218-WH	610 x 437 x 96mm shelf basket	White
87107788	EL-457248-PT	610 x 437 x 96mm shelf basket	Platinum



Brackets for elfa® Ventilated Shelf

features

- Recommended max. load kg/bracket: 55kg

ID NO	PRODUCT REF	DESCRIPTION	FINISH
87100388	EL-410310-WH	320mm ventilated shelf bracket	White
87100390	EL-410380-PT	320mm ventilated shelf bracket	Platinum
87100389	EL-410410-WH	420mm ventilated shelf bracket	White
87100391	EL-410480-PT	420mm ventilated shelf bracket	Platinum
87107778	EL-410510-WH	516mm ventilated shelf bracket	White
87107779	EL-410580-PT	516mm ventilated shelf bracket	Platinum

Ventilated Shelving for Hang System

Bracket Cover

features

- Fits brackets for elfa[®] 320mm and 420mm ventilated shelves.
- Used to end the shelving section.

ID NO	PRODUCT REF	DESCRIPTION	FINISH
87107769	EL-601218-WH	Left Bracket Cover for 320mm Brackets	White
87107770	EL-601288-PT	Left Bracket Cover for 320mm Brackets	Platinum
87107771	EL-601318-WH	Right Bracket Cover for 320mm Brackets	White
87107772	EL-601388-PT	Right Bracket Cover for 320mm Brackets	Platinum
87107773	EL-601618-WH	Left Bracket Cover for 420mm Brackets	White
87105811	EL-601688-PT	Left Bracket Cover for 420mm Brackets	Platinum
87107774	EL-601718-WH	Right Bracket Cover for 420mm Brackets	White
87105812	EL-601788-PT	Right Bracket Cover for 420mm Brackets	Platinum



Shelf Basket Divider

features

- To divide the shelf basket into small sections or to use as a shelf end.
- 2-pack.

ID NO	PRODUCT REF	DESCRIPTION	FINISH
87107789	EL-473018-TP	10 x 334 x 95mm Shelf Basket Divider	Transparent
87107790	EL-601508-TP	10 x 427 x 91mm Shelf Basket Divider	Transparent



Closet Rod Holder

features

- Fits brackets for elfa[®] 320mm and 420mm ventilated shelves and fits closet rod with a diameter of 25 mm.
- The centre of the closet rod is 235 mm from the wall and 65 mm from the shelf.

ID NO	PRODUCT REF	DESCRIPTION	FINISH
87100404	EL-470110-WH	Closet Rod Holder	White
87100405	EL-470180-PT	Closet Rod Holder	Platinum



Ventilated Shelving for Hang System



Closet Rod and End Caps

features

- Dimension of rod is \varnothing 25mm x 0.7 mm.
- Available in three standard lengths.

ID NO	PRODUCT REF	DESCRIPTION	FINISH
87107775	EL-620603-CH	635mm closet rod	Chrome
87105821	EL-621203-CH	1245mm closet rod	Chrome
87105822	EL-621903-CH	1854mm close rod	Chrome
87100406	EL-623914-WH	End caps, 2 pack	White
87100407	EL-623924-BL	End caps, 2 pack	Black



Utility Hook

features

- Robust hook that can be attached to shelf racks and elfa® ventilated shelving and shelf baskets.

ID NO	PRODUCT REF	DESCRIPTION	FINISH
87107791	EL-472410-WH	Utility Hook 3 pack	White
87107792	EL-472480-PT	Utility Hook 3 pack	Platinum

elfa® Drawer System

Drawer Kits

features

- The elfa® Drawer System combines maximum flexibility with minimum fixing requiring no specialist tools.
- The self contained drawer packs include all the components required to assemble a free standing unit and can be added to at any time in the future.



ID NO	PRODUCT REF	DESCRIPTION	FINISH
87100410	EL-744510-WH	1 Shallow / 3 Medium Drawers 450 x 540 x 740mm	White
87100409	EL-744580-PT	1 Shallow / 3 Medium Drawers 450 x 540 x 740mm	Platinum
87108200	EL-104510-WH	5 Medium Drawers 450 x 540 x 1040mm	White
87108201	EL-104530-PT	5 Medium Drawers 450 x 540 x 1040mm	Platinum

HOLDERS for closet rods

features

- Install a closet rod between two drawer units or between one unit and the wall.



ID NO	PRODUCT REF	DESCRIPTION	FINISH
87107793	EL-222310-WH	Frame to frame holder	White
87107794	EL-222340-PT	Frame to frame holder	Platinum
87107795	EL-222610-WH	Frame to wall holder	White
87107796	EL-222640-PT	Frame to wall holder	Platinum

Clips

features

- Clips allow you to install an elfa® shelf between two drawer units.



ID NO	PRODUCT REF	DESCRIPTION	FINISH
87107797	EL-230716-WH	4 pack of Clips	White
87107798	EL-230786-PT	4 pack of Clips	Platinum

Creative Shelving

elfa® Drawer System



Frame feet

features

- The feet for the drawer units protect your floor.

ID NO	PRODUCT REF	DESCRIPTION	FINISH
87107799	EL-222714-WH	4 pack of Frame Feet	White
87107800	EL-222724-BL	4 pack of Frame Feet	Black



In and out stop

features

- In and out stop prevents the drawers from sliding out too far.

ID NO	PRODUCT REF	DESCRIPTION	FINISH
87107801	EL-225912-WH	4 pack of Stops	White
87107802	EL-225922-BL	4 pack of Stops	Black



Castors

features

- The wheels for the drawer unit make the storage even more flexible.

ID NO	PRODUCT REF	DESCRIPTION	FINISH
87100418	EL-222214-WH	4 pack of Castors	White
87100419	EL-222224-BL	4 pack of Castors	Black

elfa[®] décor Range

features

- The closet system has solutions for shoes, suits, ties, sweaters, trousers. It is all there, always at hand. Powerful design and function handle your belongings with care and blend with your own interior style.
- The combination of wood and metal creates a beautiful and exclusive storage solution.



ID NO	PRODUCT REF	DESCRIPTION	FINISH
87105804	EL-420848-PT	Top Track 813mm	Platinum
87105806	EL-422148-PT	Top Track 203mm	Platinum
87100386	EL-426380-PT	Hang Standard 1200mm	Platinum
87100387	EL-426480-PT	Hang Standard 2010mm	Platinum
87105811	EL-410480-PT	Bracket VS42	Platinum
87105813	EL-450380-PT	Ventilated Shelf 405mm x 610mm	Platinum
87100405	EL-470180-PT	Rail holder	Platinum
87107775	EL-620603-PT	Closet Rod, length 635 mm	Platinum
87105821	EL-621203-PT	Closet Rod, length 1245 mm	Platinum
87105822	EL-621903-PT	Closet Rod, length 1854 mm	Platinum
87100407	EL-623924-BL	End Cap, black, 2-pack	Black
87107788	EL-457248-PT	Shelf Basket 437mm x 610mm	Platinum
87109049	EL-601518-B	Shelf Basket Divider, Birch, 2-pack	Birch
87105824	EL-600288-PT-B	Basket Frame (inc glides)	Platinum/Birch
87105825	EL-145180-PT	Basket 527mm x 427mm x 85mm	Platinum
87105826	EL-145280-PT	Basket 527mm x 427mm x 185mm	Platinum
87105827	EL-145380-PT	Basket 527mm x 427mm x 285mm	Platinum
87105829	EL-600588-PT-B	Dresser shelf, gliding	Platinum/Birch
87105828	EL-600788-PT-B	Trouser Rack, gliding	Platinum/Birch
87105830	EL-482148-PT-B	Shoe Rack, double	Platinum/Birch
87105831	EL-600988-PT	Tie and belt rack	Platinum
87105811	EL-601688-PT	Bracket Cover, left	Platinum
87105812	EL-601788-PT	Bracket Cover, right	Platinum
87105816	EL-602518-B	Fascia strip	Birch

Creative Shelving

elfa® Cleaning Set



Cleaning Set

features

- For utility rooms, equipped with elfa® shelf and shelf basket in epoxy coated wire.
- Available in 60 cm and 90 cm versions.
- All components can be fixed to the shelving unit.
- Shelf basket with adjustable dividers.
- Cloth holder attaches to the shelf or shelf basket.
- Broom holder can be attached on to the brackets or directly to the wall.
- Towel holder can be attached on to the brackets or directly to the wall.

The set comprises of:

- 2 no Traditional Standards / Uprights
- 4 no Brackets
- 1 no elfa® shelf
- 1 no elfa® shelf basket
- 2 no Dividers for shelf basket
- 1 no Cloth holder
- 1 no Broom holder
- 1 no Towel holder

ID NO	PRODUCT REF	DESCRIPTION	FINISH
87108584	EL-485310-WH	Cleaning Set 60cm	White
87108585	EL-485410-WH	Cleaning Set 90cm	White