

|                     |              |
|---------------------|--------------|
| Uniclass<br>L4181   | EPIC<br>D181 |
| CI/SfB<br>(31.59) X |              |
| DECEMBER 2003       |              |

# Straightaway 700SS<sup>®</sup>

## Stainless Steel Sliding Door Hardware

**Introducing the new Straightaway 700SS, the latest in hardware for bottom rolling straight sliding doors weighing up to 115kg.**

Produced in 316 grade stainless steel and developed to cope with harsh operating environments, the Straightaway 700SS is ideal for applications in the food and chemical industries and in areas of extreme climatic conditions as well as hotels, hospitals etc.

### DOOR CONSTRUCTION

- Suitable for doors of normal timber-framed construction, panelled, glazed or framed.
- The bottom rail should be of sufficient depth to house the roller casing.
- Door thickness 30 to 60mm, minimum width one third of height. Recommended handle height three fifths from bottom.
- Maximum door weight 115kg (250lb)
- Maximum door height 2.4m (8')

### BOTTOM ROLLERS

- 74-402 Bottom roller for 66-4 track. Stainless steel die cast casings, nylon wheels with needle bearings. Packed in pairs.

### BOTTOM TRACK

- 66-4 Stainless steel - 316 grade.
- Drilled and countersunk for woodscrews.
- Available as 66-4-21 (2.1 m) and 66-4-30 (3.0m) lengths.

### TOP CHANNEL

- 44-4 stainless steel available as 44-4-21 (2.1 m), 44-4-25 (2.5m) and 44-4-30 (3.0m) lengths.



### TOP GUIDES

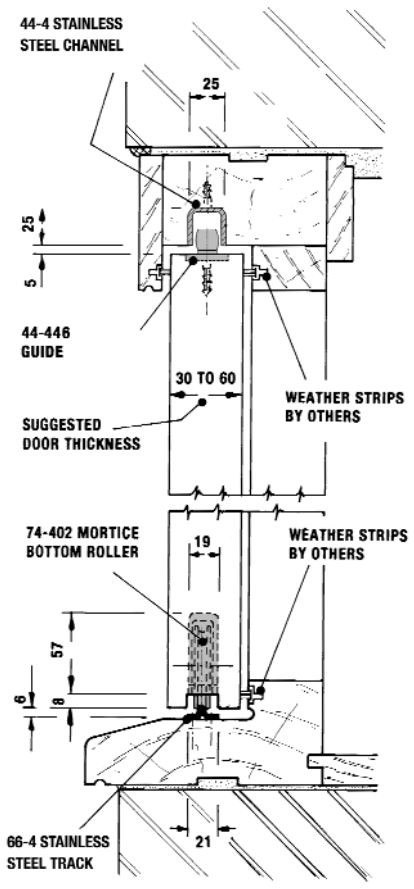
- 44-446 Stainless steel Centre Guide suitable for timber doors.
- Aluminium Rattleproof Guide with woolpile also available.

### FIXING

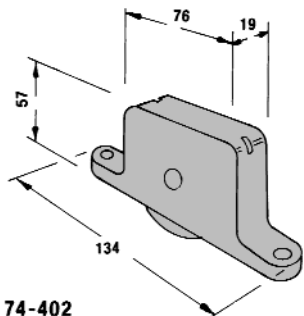
- Top guide track soffit fixed.
- Floor tracks may be recessed or proud.
- Mortice for bottom rollers must fit tight around the roller casing and the weight of the door carried on top of the casing above the wheel.
- When fully open the sliding panel should project a minimum of 65mm to avoid fingers being trapped between the handle and the fixed panel.

### FINISHES

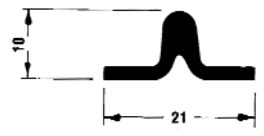
Track and components in natural stainless steel finish.



**74-402 BOTTOM ROLLERS FOR DOORS NOT EXCEEDING 115KG**  
SECTION THROUGH OPENING



**74-402 BOTTOM ROLLER**  
FOR USE WITH 66-4 BOTTOM TRACK



**66-4 STAINLESS STEEL BOTTOM TRACK**

**ALTERNATIVE TOP GUIDING WITH 44-362 RATTLEPROOF GUIDE**

